

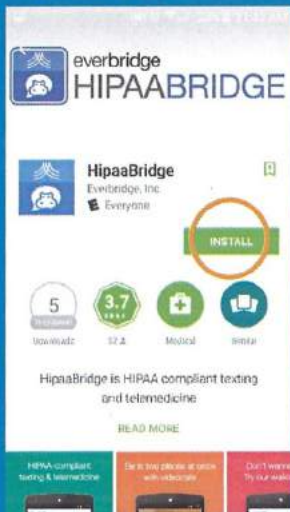
1. Locate the Play Store on your mobile device.



7. Click to agree to terms of use. Then click Sign Up.



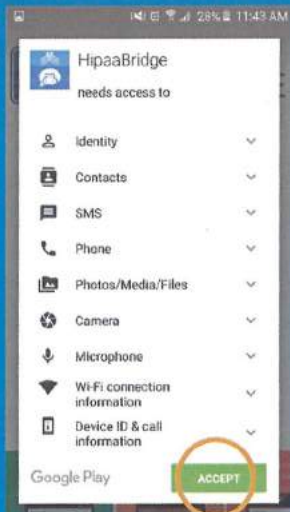
2. Search HipaaBridge and then click Install.



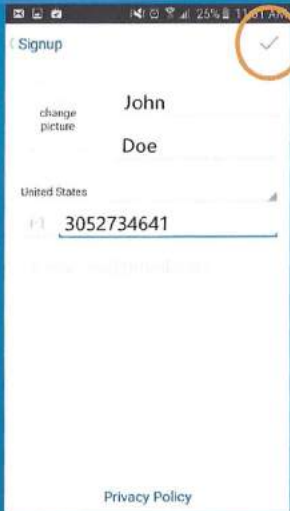
8. Complete all of the empty profile fields.



3. Allow access to the listed items by clicking Accept.



9. Once completed, click the check mark.



4. Locate the HipaaBridge app and click to open.



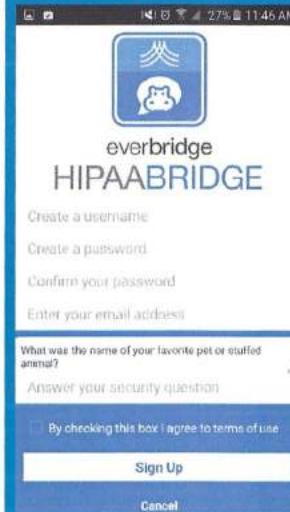
11. Welcome to your homepage! You're all set!



5. To create a new user account, click Sign Up.



6. Register by completing the empty fields.



TopLine MD Telemedicine: HipaaBridge App Download Guide

Connect with us by searching:

in the HipaaBridge app.

To get started, follow our step-by-step guide and consult with your doctor to see if telemedicine is right for you!

See back for download instructions for Apple iOS

