
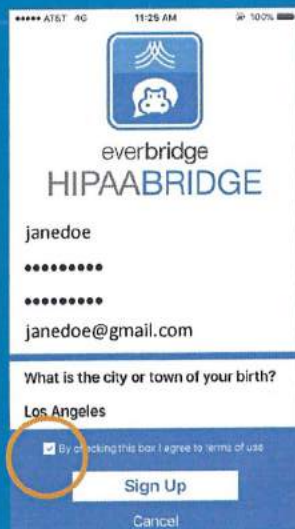


1. Locate the App Store on your mobile device.



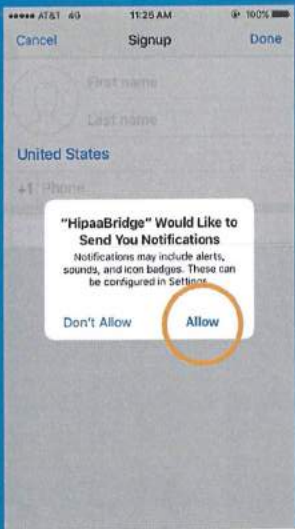
7. Click to agree to terms of use. Then click Sign Up.



2. Search HipaaBridge and then click Get.



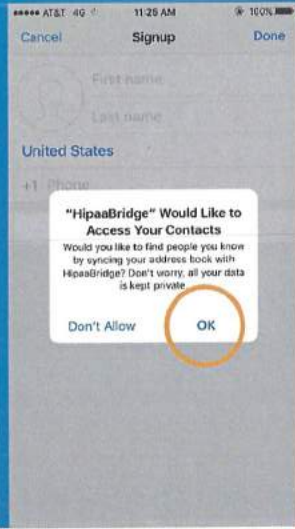
8. Click Allow to allow notifications.



3. Click Install to begin downloading the app.



9. Click Ok to access contacts (optional).



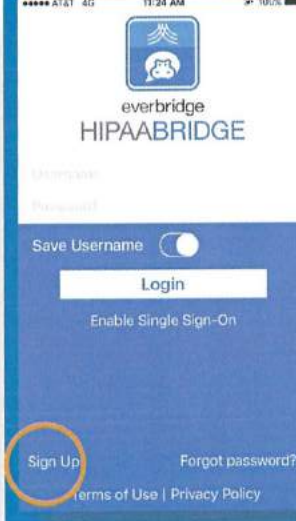
4. Locate the HipaaBridge app and click to open.




10. Complete the empty fields. Then click Done.




5. To create a new user account, click Sign Up.



11. Welcome to your homepage! You're all set!



6. Register by completing the empty fields.



TOPLINE MD Telemedicine

As a patient, you can download the HipaaBridge app from the App Store and Google Play Store for FREE!

To get started, follow our step-by-step guide and consult with your doctor to see if telemedicine is right for you!

See back for Android app download instructions.

